




14 Ambleside Drive

Bangor, BT20 4QB

Offers in the region of

£250,000





# 14 Ambleside Drive

, Bangor, BT20 4QB

Offers in the region of £250,000



Situated in the quiet cul-de-sac of Ambleside Drive, this bungalow offers an opportunity to create the perfect home. Located just off the Donaghadee Road, it is in close proximity to Ballyholme village and Bangor City, making it an ideal spot for those who appreciate both serene living and easy access to local amenities.

The property boasts one spacious bright reception room and a conservatory. With three well-proportioned bedrooms, there is ample space for a growing family or for those wishing to downsize. The bathroom features a classic white suite, complemented by a separate WC for added convenience.

The kitchen is fitted with a range of units and there is the added benefit of a conservatory leading to the mature, enclosed back garden.

Additional features include an attached garage, oil-fired heating, and double glazing. This property is a wonderful opportunity for anyone seeking to put their own 'stamp' on a property and create a beautiful forever home. Don't miss the chance to make this house your new home contact our Bangor branch to arrange your viewing.

## Entrance Porch

Sliding double glazed front door, tiled floor.

## Entrance Hall

Glazed hard wood front door with side lights.

Storage cupboard, hot press with copper cylinder tank, access to roof space.

## Lounge 22'10" x 11'10" (6.97 x 3.63)

Fireplace with tiled surround and hearth.

## Kitchen 8'10" x 10'10" (2.71 x 3.31)

High and low level units, single drainer stainless steel sink unit with mixer tap, space for fridge freezer, plumbed for washing machine, part tiled walls, space for cooker. Door to back garden.

## Bathroom 6'11" x 5'4" (2.12 x 1.64)

Paneled bath with mixer tap and electric shower over, pedestal wash hand basin, fully tiled walls.

## Separate WC

Low flush WC

## Bedroom One 10'0" x 10'10" (3.07 x 3.31)

## Bedroom Two 11'11" x 10'10" (3.65 x 3.32)

## Bedroom Three 8'10" x 9'11" (2.70 x 3.04)

Sliding patio doors to.....

## Conservatory 9'1" x 7'6" (2.78 x 2.31)

## Garage 18'7" x 15'10" (5.68 x 4.85)

Oil fired boiler, metal up and over door, light and power.

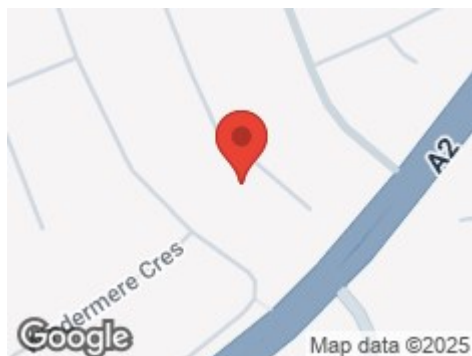
## External

Enclosed garden to rear with mature plants, shrubs and decorative paving, Upvc oil tank, outside tap. Garden to front laid in lawn with mature plants and shrubs.

These particulars, whilst believed to be accurate are set out as a general outline only for guidance and do not constitute any part of an offer or contract. Intending purchasers should not rely on them as statements of representation of fact, but must satisfy themselves by inspection or otherwise as to their accuracy. No person in this firms employment has the authority to make or give any representation or warranty in respect of the property.



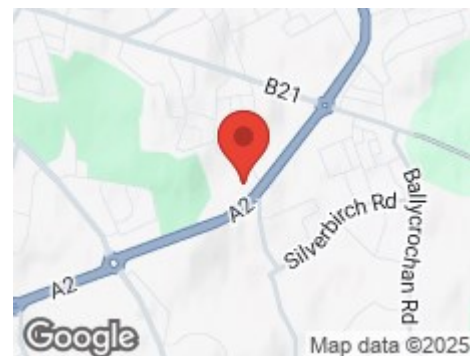
## Road Map



## Hybrid Map



## Terrain Map



## Floor Plan



**VIEWING STRICTLY BY APPOINTMENT WITH OUR OFFICE**

These particulars, whilst believed to be accurate are set out as a general outline only for guidance and do not constitute any part of an offer or contract. Intending purchasers should not rely on them as statements of representation of fact, but must satisfy themselves by inspection or otherwise as to their accuracy. No person in this firm's employment has the authority to make or give any representation or warranty in respect of the property.