



62 Knock Eden Park, Rosetta, Belfast, BT6 0JG

Asking Price £349,950

Knock Eden Park has consistently been one of the most popular residential addresses in the Rosetta Area because of the period style property with its many features such as rounded bay windows, original wood panelling and well proportioned rooms. Another factor is its close proximity to the Ormeau Road and all the cafes & restaurants as well as this particular property backing onto Cherryvale Playing Fields and leading schools both primary and post primary.

Internally and externally this home has been maintained to the highest standards whilst preserving some of the original features and offers well proportioned accommodation comprising, two reception rooms and a conservatory over looking the rear garden, a downstairs w/c and extended kitchen. Upstairs there are three bedrooms and bathroom suite with separate shower cubicle. Outside the property benefits from a composite driveway with ample parking that leads down to the detached garage and fantastic rear garden and patio area with a range of mature plants, trees and shrubs that backs on to Cherryvale Playing Fields.

A fantastic home in a superb location.

- Extended Semi Detached Home
- Two Reception Rooms Plus Conservatory
- Downstairs W/C
- Oil Fired Central Heating / Double Glazing
- Detached Garage
- Three Bedrooms
- Extended Fitted Kitchen
- White Bathroom Suite First Floor
- Composite Driveway With Ample Parking
- Fantastic Rear Patio & Garden Backing Onto Cherryvale Playing Fields

| Energy Efficiency Rating | | |
|---|---------|-----------|
| | Current | Potential |
| Very energy efficient - lower running costs | | |
| (37-49) A | | |
| (49-55) B | | |
| (55-63) C | | |
| (63-68) D | | |
| (68-72) E | | |
| (72-77) F | | |
| (77-85) G | | |
| Not energy efficient - higher running costs | | |
| Northern Ireland | | |
| EU Directive 2002/91/EC | | |



Entrance Porch

Pvc glass panelled front door with glazed side panels to entrance porch, original wood panelling. Terracotta tiled flooring.

Entrance Hall



Original wood panelling.

Lounge 15'2 x 13'4 (4.62m x 4.06m)



Decorative stone fireplace with matching insert and hearth. Cornice ceiling. Picture rail.

Down-stairs w.c



Sink unit with mixer taps. Low flush w.c

Living / Dining Room 13'7 x 11'9 (4.14m x 3.58m)



Granite fire place with wooden surround
Cornice and picture rail.

Pvc Conservatory 11'5 x 10'9 (3.48m x 3.28m)




Tiled flooring. Access to rear garden.

Extended Shaker Style Kitchen 22'4 x 6'9 (6.81m x 2.06m)



Full range of high and low level units, glazed cabinets, granite worktops, built in 4 ring hob and under oven, stainless steel extractor fan, conventional/microwave combo oven, integrated fridge freezer and additional freezer and dishwasher, integrated washing machine. Spot-lights.

First Floor



Bedroom One 15' 0 x 11'5 (4.57m 0.00m x 3.48m)



(into bay) Double sliding robes. Cornice ceiling. Picture rail.

Bedroom Two 11'4 x 11'4 (3.45m x 3.45m)



Built in bedroom furniture.

Bedroom Three



Built in furniture. Laminate flooring.

White Bathroom Suite



Comprising panelled bath with mixer taps and hand shower, separate large walk in shower cubicle, shower unit with hand shower and jet attachments, pedestal wash hand basin, low flush w.c Part tiled walls. Heated chrome towel rail.

Landing

Access to the roof space via fold down ladder, floored for storage, skylight window.

Detached Garage 20'0 x 9'6 (6.10m x 2.90m)

Electric up and over door. Light and power. Housing oil boiler.

Outside Rear

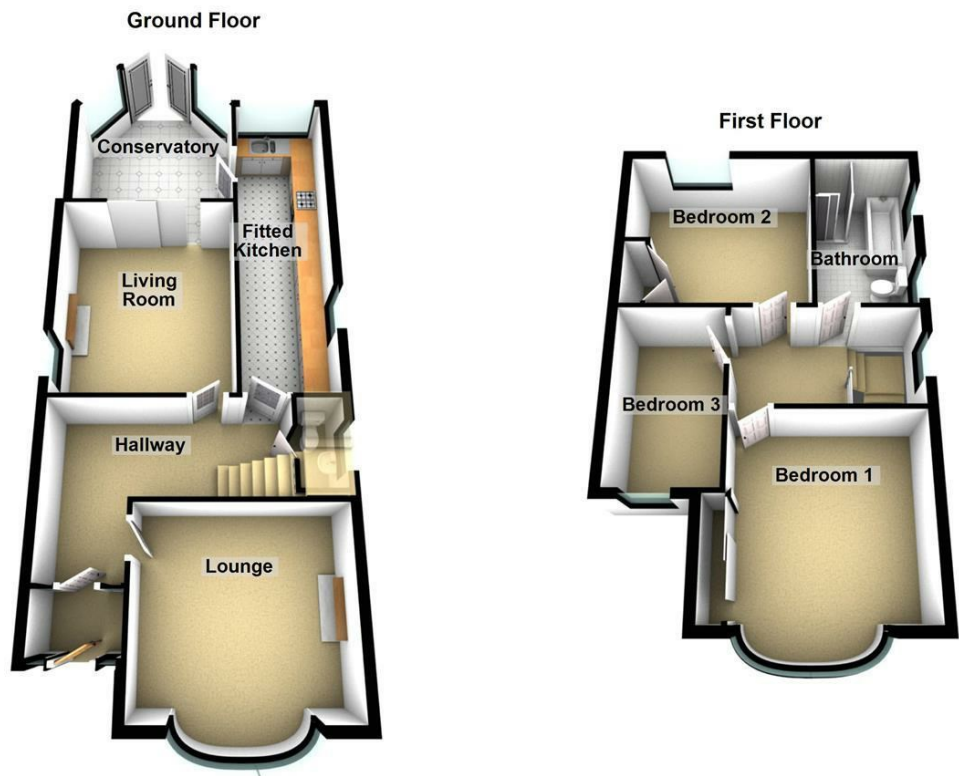


From conservatory and kitchen access is provided to the patio area that overlooks the mature garden laid in lawns, with a further patio area towards the rear of the garden. fantastic range of mature plants and shrubs. The garden also backs onto Cherryvale Playing Fields.

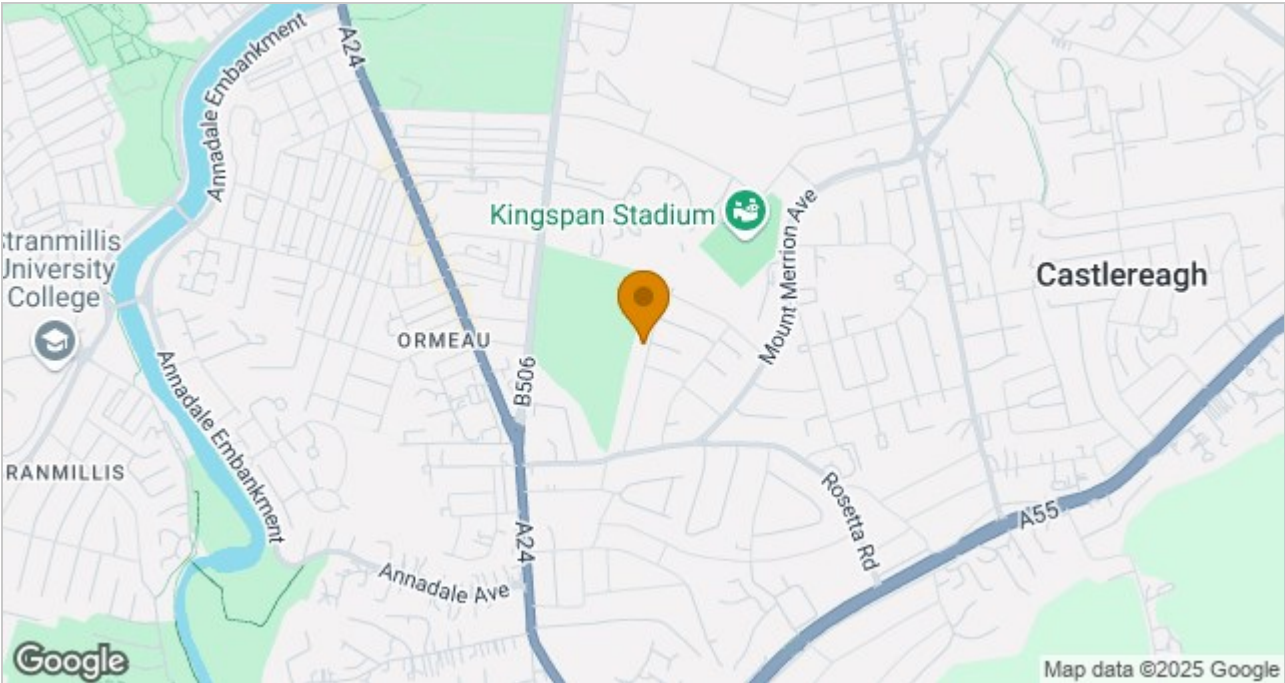




Floor Plan



Area Map



These particulars, whilst believed to be accurate are set out as a general outline only for guidance and do not constitute any part of an offer or contract. Intending purchasers should not rely on them as statements of representation of fact, but must satisfy themselves by inspection or otherwise as to their accuracy. No person in this firms employment has the authority to make or give any representation or warranty in respect of the property.

ULSTERPROPERTYSALES.CO.UK

- ANDERSONSTOWN**
028 9060 5200

BALLYHACKAMORE
028 9047 1515

BALLYNAHINCH
028 9756 1155
- BANGOR**
028 9127 1185

CARRICKFERGUS
028 9336 5986

CAVEHILL
028 9072 9270
- DONAGHADEE**
028 9188 8000

DOWNPATRICK
028 4461 4101

FORESTSIDE
028 9064 1264
- GLENGORMLEY**
028 9083 3295

MALONE
028 9066 1929

NEWTOWNARDS
028 9181 1444

RENTAL DIVISION
028 9070 1000



Forestsides Estates Ltd; Trading under licence as Ulster Property Sales (Forestsides) Reg. No. N1051121; Registered Office: 9 Upper Crescent, Belfast BT7 1NT ©Ulster Property Sales is a Registered Trademark