

# Energy performance certificate (EPC)

21, Feumore Road  
Ballinderry Upper  
LISBURN  
BT28 2LH

Energy rating

F

Valid until 8 September 2030

Certificate number

9609-1687-6022-5200-9103

## Property type

Semi-detached house

## Total floor area

182 square metres

## Energy efficiency rating for this property

This property's current energy rating is F. It has the potential to be D.

[See how to improve this property's energy performance.](#)

| Score | Energy rating | Current | Potential |
|-------|---------------|---------|-----------|
| 92+   | A             |         |           |
| 81-91 | B             |         |           |
| 69-80 | C             |         |           |
| 55-68 | D             |         | 57   D    |
| 39-54 | E             |         |           |
| 21-38 | F             | 28   F  |           |
| 1-20  | G             |         |           |

The graph shows this property's current and potential energy efficiency.

Properties are given a rating from A (most efficient) to G (least efficient).

Properties are also given a score. The higher this number, the lower your carbon dioxide (CO<sub>2</sub>) emissions are likely to be.

The average energy rating and score for a property in Northern Ireland are D (60).

### Breakdown of property's energy performance

This section shows the energy performance for features of this property. The assessment does not consider the condition of a feature and how well it is working.

Each feature is assessed as one of the following:

- very good (most efficient)
- good
- average
- poor
- very poor (least efficient)

When the description says 'assumed', it means that the feature could not be inspected and an assumption has been made based on the property's age and type.

| Feature | Description                                    | Rating    |
|---------|--|-----------|
| Wall    | Cavity wall, as built, no insulation (assumed) | Poor      |
| Roof    | Pitched, 100 mm loft insulation                | Average   |
| Roof    | Flat, no insulation (assumed)                  | Very poor |
| Roof    | Flat, limited insulation (assumed)             | Very poor |
| Window  | Mostly double glazing                          | Average   |



| Feature              | Description                                 | Rating    |
|----------------------|---|-----------|
| Main heating         | Boiler and radiators, oil                   | Average   |
| Main heating control | Programmer, room thermostat and TRVs        | Good      |
| Hot water            | From main system, no cylinder thermostat    | Very poor |
| Lighting             | Low energy lighting in 19% of fixed outlets | Poor      |
| Floor                | Solid, no insulation (assumed)              | N/A       |
| Secondary heating    | Room heaters, coal                          | N/A       |

## Primary energy use

The primary energy use for this property per year is 348 kilowatt hours per square metre (kWh/m<sup>2</sup>).

► [What is primary energy use?](#)

### Environmental impact of this property

One of the biggest contributors to climate change is carbon dioxide (CO<sub>2</sub>). The energy used for heating, lighting and power in our homes produces over a quarter of the UK's CO<sub>2</sub> emissions.

### An average household produces

6 tonnes of CO<sub>2</sub>

### This property produces

18.0 tonnes of CO<sub>2</sub>

### This property's potential production

10.0 tonnes of CO<sub>2</sub>

By making the [recommended changes](#), you could reduce this property's CO<sub>2</sub> emissions by 8.0 tonnes per year. This will help to protect the environment.

Environmental impact ratings are based on assumptions about average occupancy and energy use. They may not reflect how energy is consumed by the people living at the property.

## How to improve this property's energy performance

Making any of the recommended changes will improve this property's energy efficiency.

If you make all of the recommended changes, this will improve the property's energy rating and score from F (28) to D (57).

► [What is an energy rating?](#)



### Recommendation 1: Cavity wall insulation

Cavity wall insulation

#### Typical installation cost

£500 - £1,500

#### Typical yearly saving

£349

#### Potential rating after carrying out recommendation 1

35 | F

### Recommendation 2: Hot water cylinder insulation

Insulate hot water cylinder with 80 mm jacket

#### Typical installation cost

£15 - £30

#### Typical yearly saving

£165

#### Potential rating after carrying out recommendations 1 and 2

39 | E

### Recommendation 3: Low energy lighting

Low energy lighting

#### Typical installation cost

£85


#### Typical yearly saving

£73



---

## Potential rating after carrying out recommendations 1 to 3

41 | E

---

## Recommendation 4: Hot water cylinder thermostat

Hot water cylinder thermostat

### Typical installation cost

£200 - £400


---

### Typical yearly saving

£123

---

## Potential rating after carrying out recommendations 1 to 4

44 | E

---

## Recommendation 5: Flat roof or sloping ceiling insulation

Flat roof or sloping ceiling insulation

### Typical installation cost

£850 - £1,500

---

### Typical yearly saving

£286

---

## Potential rating after carrying out recommendations 1 to 5

52 | E

---

## Recommendation 6: Replace boiler with new condensing boiler

Condensing boiler

### Typical installation cost

£2,200 - £3,000

---

### Typical yearly saving

£183

---

**Potential rating after carrying out recommendations 1 to 6**57 | D

---

**Recommendation 7: Floor insulation (solid floor)**


Floor insulation (solid floor)

**Typical installation cost**£4,000 - £6,000

---

**Typical yearly saving**£108

---

**Potential rating after carrying out recommendations 1 to 7**61 | D

---

**Recommendation 8: Solar water heating**

Solar water heating

**Typical installation cost**£4,000 - £6,000

---

**Typical yearly saving**£46

---

**Potential rating after carrying out recommendations 1 to 8**62 | D

---

**Recommendation 9: Solar photovoltaic panels, 2.5 kWp**

Solar photovoltaic panels

**Typical installation cost**£3,500 - £5,500

---

**Typical yearly saving**£319

---



**Potential rating after carrying out recommendations 1 to 9**

68 | D

**Recommendation 10: Wind turbine**

Wind turbine

**Typical installation cost**

£15,000 - £25,000

**Typical yearly saving**

£669

**Potential rating after carrying out recommendations 1 to 10**

80 | C

**Paying for energy improvements**[Find energy grants and ways to save energy in your home. \(https://www.gov.uk/improve-energy-efficiency\)](https://www.gov.uk/improve-energy-efficiency)**Estimated energy use and potential savings****Estimated yearly energy cost for this property**

£2739

**Potential saving**

£1180

The estimated cost shows how much the average household would spend in this property for heating, lighting and hot water. It is not based on how energy is used by the people living at the property.

The estimated saving is based on making all of the recommendations in [how to improve this property's energy performance](#).

**Heating use in this property**

Heating a property usually makes up the majority of energy costs.

**Potential energy savings by installing insulation**

The assessor did not find any opportunities to save energy by installing insulation in this property.

**Contacting the assessor and accreditation scheme**

This EPC was created by a qualified energy assessor.

If you are unhappy about your property's energy assessment or certificate, you can complain to the assessor directly.

If you are still unhappy after contacting the assessor, you should contact the assessor's accreditation scheme.

Accreditation schemes are appointed by the government to ensure that assessors are qualified to carry out EPC assessments.

## Assessor contact details

### Assessor's name

Nigel Cairns

---

### Telephone

07887 541427

---

### Email

[nigel@cairnsconsultingni.com](mailto:nigel@cairnsconsultingni.com)

---

## Accreditation scheme contact details

### Accreditation scheme

Elmhurst Energy Systems Ltd

---

### Assessor ID

EES/020354

---

### Telephone

01455 883 250

---

### Email

[enquiries@elmhurstenergy.co.uk](mailto:enquiries@elmhurstenergy.co.uk)

---

## Assessment details

### Assessor's declaration

No related party

---

### Date of assessment

8 September 2020

---

### Date of certificate



9 September 2020

---

## Type of assessment

► [RdSAP](#)

---

## Other certificates for this property

If you are aware of previous certificates for this property and they are not listed here, please contact us at [mhclg.digital-services@communities.gov.uk](mailto:mhclg.digital-services@communities.gov.uk), or call our helpdesk on 020 3829 0748.

There are no related certificates for this property.