

# Energy performance certificate (EPC)

30, Tudor Oaks  
HOLYWOOD  
BT18 0PA

Energy rating

E

Valid until 7 October 2028

Certificate number

0689-1905-0260-7408-2954

## Property type

Semi-detached house

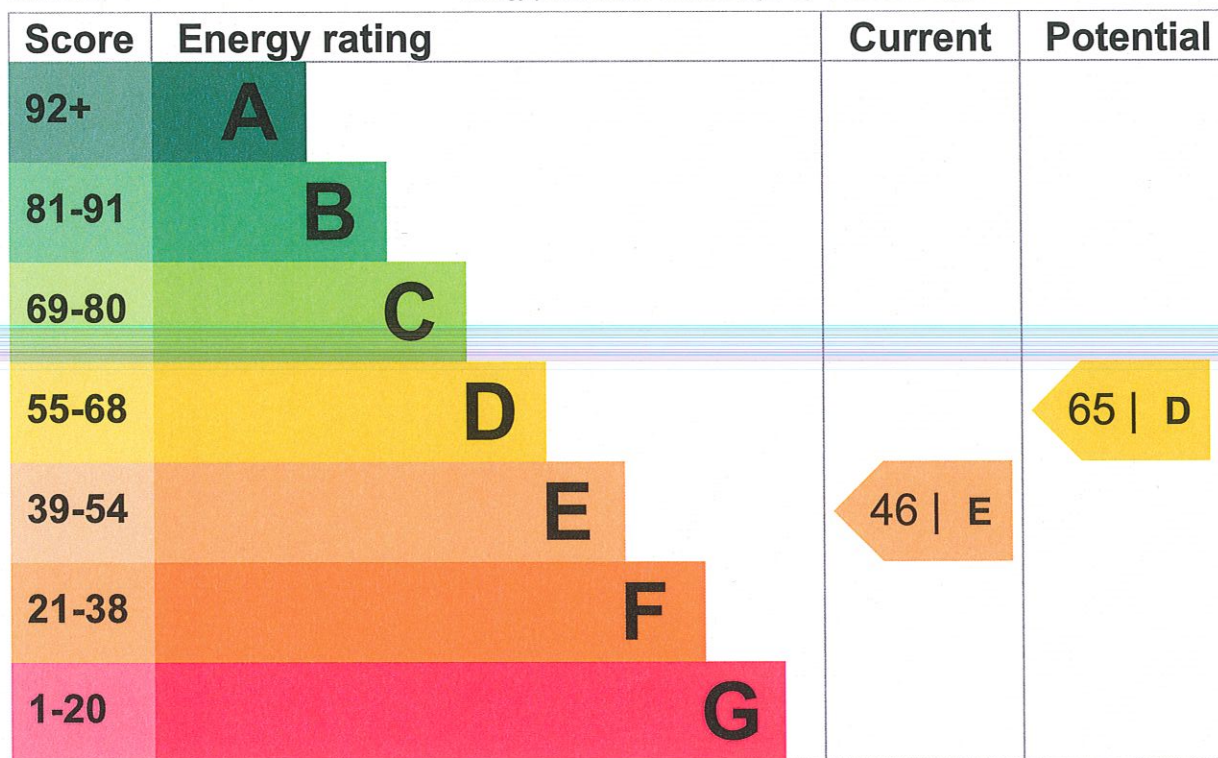
## Total floor area

217 square metres

## Energy efficiency rating for this property

This property's current energy rating is E. It has the potential to be D.

[See how to improve this property's energy performance.](#)



The graph shows this property's current and potential energy efficiency.

Properties are given a rating from A (most efficient) to G (least efficient).

Properties are also given a score. The higher the number the lower your fuel bills are likely to be.

The average energy rating and score for a property in Northern Ireland are D (60).

### Breakdown of property's energy performance

This section shows the energy performance for features of this property. The assessment does not consider the condition of a feature and how well it is working.

Each feature is assessed as one of the following:

- very good (most efficient)
- good
- average
- poor
- very poor (least efficient)

When the description says 'assumed', it means that the feature could not be inspected and an assumption has been made based on the property's age and type.

Feature	Description	Rating
Wall	Cavity wall, as built, no insulation (assumed)	Poor
Wall	Solid brick, as built, no insulation (assumed)	Very poor
Roof	Pitched, 400+ mm loft insulation	Very good
Roof	Flat, no insulation (assumed)	Very poor
Window	Single glazed	Very poor



Feature	Description	Rating
Main heating	Boiler and radiators, mains gas	Good
Main heating control	Programmer, no room thermostat	Very poor
Hot water	From main system, no cylinder thermostat	Average
Lighting	Low energy lighting in 6% of fixed outlets	Very poor
Floor	Suspended, no insulation (assumed)	N/A
Floor	Solid, no insulation (assumed)	N/A
Secondary heating	Room heaters, wood logs	N/A

## Primary energy use

The primary energy use for this property per year is 343 kilowatt hours per square metre (kWh/m<sup>2</sup>).

► [What is primary energy use?](#)

### Environmental impact of this property

One of the biggest contributors to climate change is carbon dioxide (CO<sub>2</sub>). The energy used for heating, lighting and power in our homes produces over a quarter of the UK's CO<sub>2</sub> emissions.

### An average household produces

6 tonnes of CO<sub>2</sub>

### This property produces

12.0 tonnes of CO<sub>2</sub>

### This property's potential production

7.6 tonnes of CO<sub>2</sub>

By making the [recommended changes](#), you could reduce this property's CO<sub>2</sub> emissions by 4.4 tonnes per year. This will help to protect the environment.

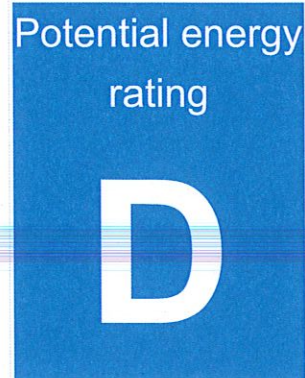
Environmental impact ratings are based on assumptions about average occupancy and energy use. They may not reflect how energy is consumed by the people living at the property.

## How to improve this property's energy performance

Making any of the recommended changes will improve this property's energy efficiency.

If you make all of the recommended changes, this will improve the property's energy rating and score from E (46) to D (65).

► [What is an energy rating?](#)



### Recommendation 1: Cavity wall insulation

Cavity wall insulation

#### Typical installation cost

£500 - £1,500

#### Typical yearly saving

£335

#### Potential rating after carrying out recommendation 1

53 | E

### Recommendation 2: Draught proofing

Draught proofing

#### Typical installation cost

£80 - £120

#### Typical yearly saving

£91

#### Potential rating after carrying out recommendations 1 and 2

55 | D

### Recommendation 3: Low energy lighting

Low energy lighting

#### Typical installation cost


£150

#### Typical yearly saving

£81

---

## Potential rating after carrying out recommendations 1 to 3

56 | D

---

## Recommendation 4: Heating controls (room thermostat and TRVs)

Heating controls (room thermostat and TRVs)

### Typical installation cost


£350 - £450

### Typical yearly saving

£241

---

## Potential rating after carrying out recommendations 1 to 4

61 | D

---

## Recommendation 5: Flat roof or sloping ceiling insulation

Flat roof or sloping ceiling insulation

### Typical installation cost

£850 - £1,500

### Typical yearly saving

£105

---

## Potential rating after carrying out recommendations 1 to 5

63 | D

---

## Recommendation 6: Floor insulation (suspended floor)

Floor insulation (suspended floor)

### Typical installation cost

£800 - £1,200

### Typical yearly saving

£118



## Potential rating after carrying out recommendations 1 to 6

65 | D

## Recommendation 7: Solar water heating

Solar water heating

### Typical installation cost

£4,000 - £6,000

### Typical yearly saving

£137

## Potential rating after carrying out recommendations 1 to 7

68 | D

## Recommendation 8: Double glazed windows

Replace single glazed windows with low-E double glazed windows

### Typical installation cost

£3,300 - £6,500

### Typical yearly saving

£130

## Potential rating after carrying out recommendations 1 to 8

70 | C

## Recommendation 9: Internal or external wall insulation

Internal or external wall insulation

### Typical installation cost

£4,000 - £14,000

### Typical yearly saving

£105

**Potential rating after carrying out recommendations 1 to 9**

73 | C

**Recommendation 10: Solar photovoltaic panels, 2.5 kWp**

Solar photovoltaic panels

**Typical installation cost**

£5,000 - £8,000

**Typical yearly saving**

£284

**Potential rating after carrying out recommendations 1 to 10**

78 | C

**Paying for energy improvements**[Find energy grants and ways to save energy in your home. \(https://www.gov.uk/improve-energy-efficiency\)](https://www.gov.uk/improve-energy-efficiency)**Estimated energy use and potential savings****Estimated yearly energy cost for this property**

£2708

**Potential saving**

£970

The estimated cost shows how much the average household would spend in this property for heating, lighting and hot water. It is not based on how energy is used by the people living at the property.

The estimated saving is based on making all of the recommendations in [how to improve this property's energy performance](#).

**Heating use in this property**

Heating a property usually makes up the majority of energy costs.

**Potential energy savings by installing insulation**

The assessor did not find any opportunities to save energy by installing insulation in this property.

**Contacting the assessor and accreditation scheme**

This EPC was created by a qualified energy assessor.

If you are unhappy about your property's energy assessment or certificate, you can complain to the assessor directly.

If you are still unhappy after contacting the assessor, you should contact the assessor's accreditation scheme.

Accreditation schemes are appointed by the government to ensure that assessors are qualified to carry out EPC assessments.

## Assessor contact details

### Assessor's name

Peter Bennett

---

### Telephone

07779578947

---

### Email

[peter@peterbennettphotography.com](mailto:peter@peterbennettphotography.com)

---

## Accreditation scheme contact details

### Accreditation scheme

ECMK

---

### Assessor ID

ECMK300515

---

### Telephone

0333 123 1418

---

### Email

[info@ecmk.co.uk](mailto:info@ecmk.co.uk)

---

## Assessment details

### Assessor's declaration

No related party

---

### Date of assessment

8 October 2018

---

### Date of certificate



8 October 2018

---

## Type of assessment

► [RdSAP](#)

---

## Other certificates for this property

If you are aware of previous certificates for this property and they are not listed here, please contact us at [mhclg.digital-services@communities.gov.uk](mailto:mhclg.digital-services@communities.gov.uk), or call our helpdesk on 020 3829 0748.

There are no related certificates for this property.