



This attractive, bay-fronted, semi-detached home is conveniently located in a popular residential location within East Belfast, close to private and public transport links to Belfast City Centre. With local amenities and parks a short stroll away as is Ballyhackamore and Belmont villages with its eateries and shops, making this ideal for a broad range of prospective buyers.

Well cared for over recent years by its current owner, the property offers excellent accommodation throughout. Three well-proportioned bedrooms and a family bathroom occupy the first floor. Open-plan living/dining room through to a modern kitchen along with a separate living room are on the ground floor.

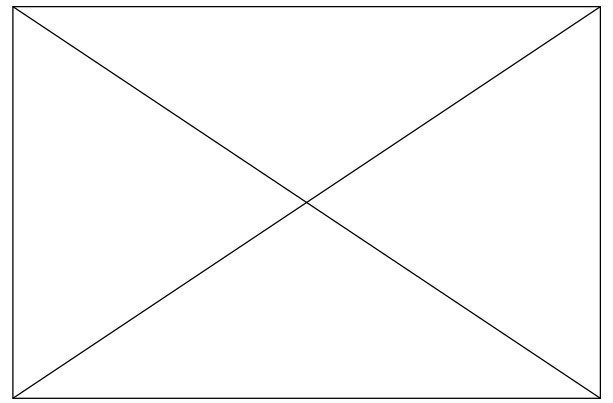
Externally there is an enclosed rear garden and off-street parking to front. Early viewing is highly recommended to appreciate all this home has to offer.

**Offers Over
£245,000**

10 Bloomfield Gardens,
BELFAST,
BT5 5JU

Viewing by
appointment with
& through agent
028 9065 0000

- Bay-Fronted Semi-Detached Property
- Popular Residential Location in East Belfast
- Three Well-Proportioned First Floor Bedrooms
- Living Room with Bay Window & Feature Fireplace
- Modern Kitchen with Appliances, Open to:
- Living & Dining Area
- Bathroom with White Suite
- Enclosed Rear Garden with Additional Patio Area
- Driveway Park/ Detached Garage
- GFCH / uPVC Double Glazing Throughout
- Excellent Transport Links to Belfast City Centre
- Walking Distance to Ballyhackamore & Belmont Villages
- Close to Parks, Amenities & Schools



The Property Comprises:

Ground Floor

uPVC front door.

ENTRANCE PORCH:

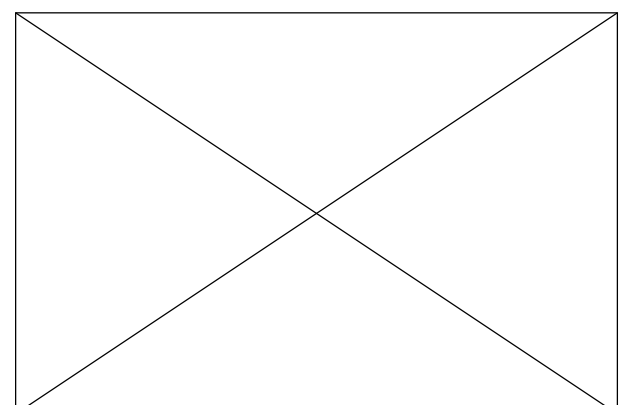
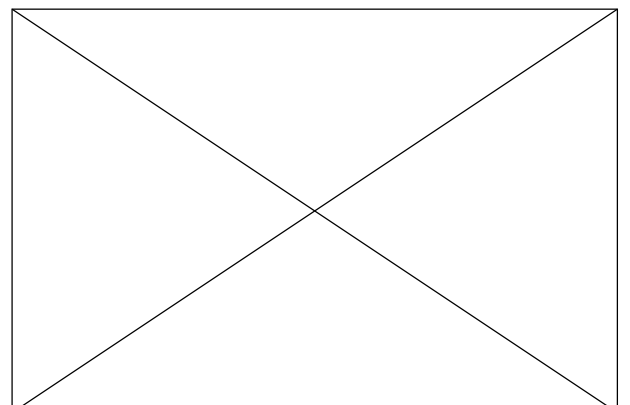
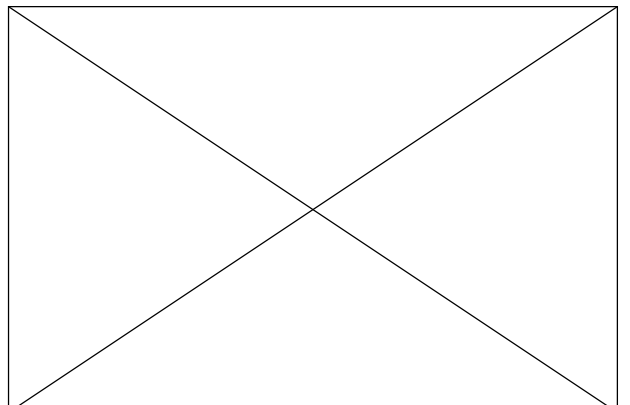
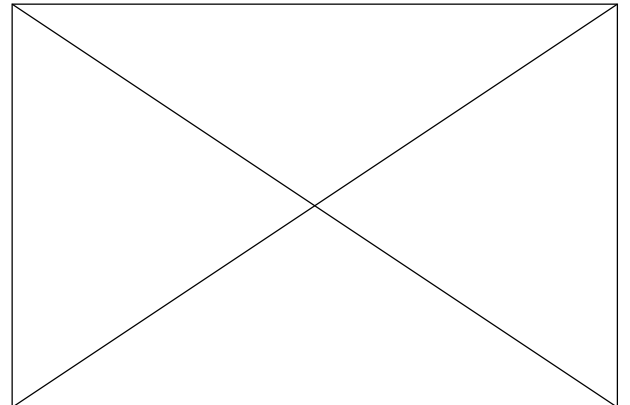
ENTRANCE HALL: Under stairs storage cupboard. Additional storage area. Tiled flooring.

LIVING ROOM: 15' 1" x 12' 6" (4.586m x 3.822m) (into bay). Wooden flooring. Cornice ceiling, feature fireplace with solid surround and tiled hearth. Wooden double doors to:

KITCHEN OPEN PLAN TO LIVING/DINING: 19' 11" x 13' 7" (6.062m x 4.138m) Range of high and low level units, work surfaces. "Belfast" style sink with chrome mixer taps. Underbench oven, four ring hob. Extractor fan, integrated dishwasher.

Space for fridge/freezer. Tiled splashback, tiled floor, uPVC door to rear. Open to:

LIVING/DINING: Wooden flooring. Cornice ceiling.



First Floor

LANDING: Access to roofspace.

BEDROOM (1): 11' 4" x 11' 3" (3.462m x 3.422m)

BEDROOM (2): 11' 4" x 11' 5" (3.462m x 3.490m)

BEDROOM (3): 8' 0" x 7' 12" (2.449m x 2.433m)

BATHROOM: White suite comprising dual flush wc.

Vanity unit with ceramic sink and chrome mixer tap.

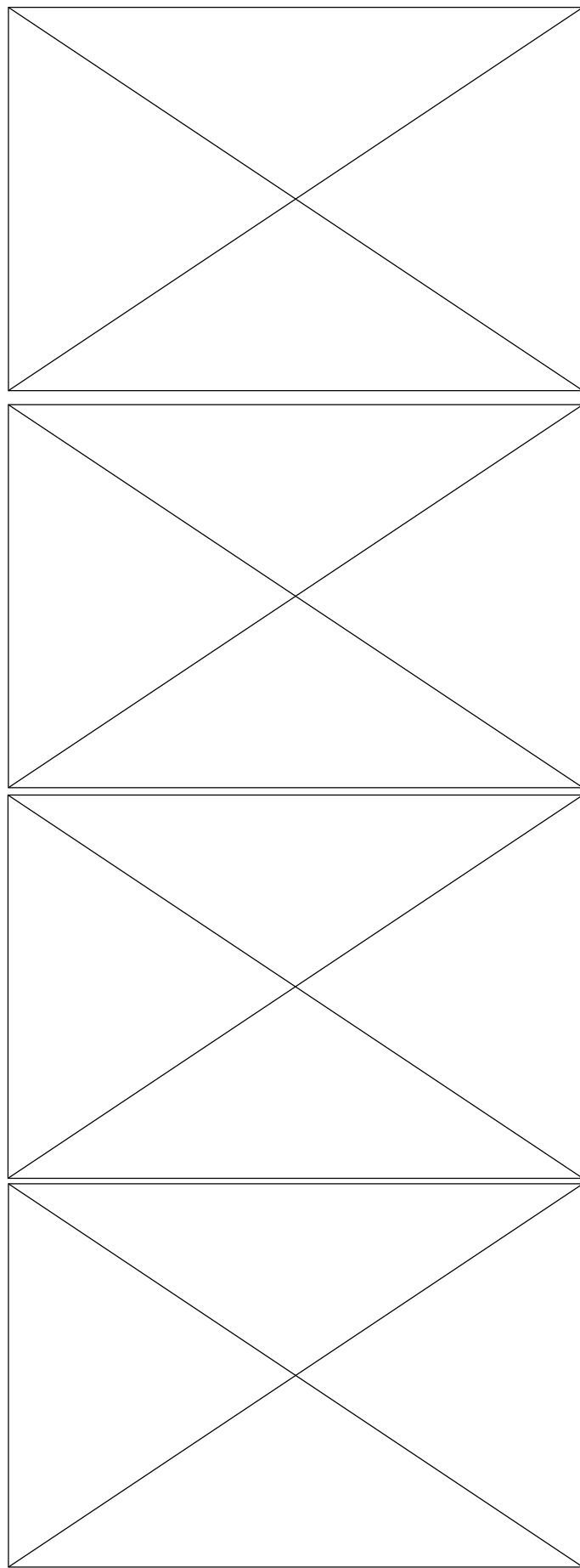
Wall-mounted cabinet. Chrome heated towel rail, panelled bath with chrome mixer taps and thermostatic shower, glass screen. Part-tiled walls, Spotlights.

Outside

GARAGE: 21' 2" x 9' 11" (6.440m x 3.012m) Up and over door, power and light.

FRONT: Front gates. Enclosed forecourt laid in paviors. Driveway parking.

REAR: Enclosed rear south facing garden laid in lawn. Additional patio area. Mature shrubbery. Surrounding hedging. Outhouse with storage and utility area with plumbing for washing machine and tumble dryer.



Location:

Travelling from the North Road, turn right at the mini roundabout onto Bloomfield Road. Bloomfield Gardens is second on the left hand side.



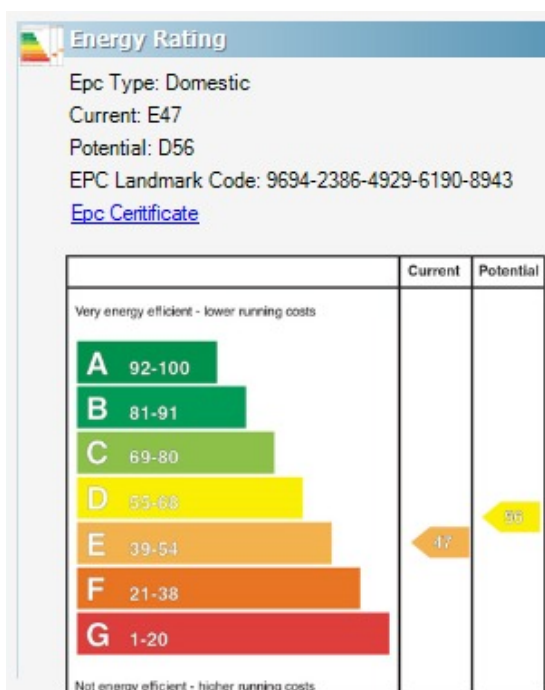
Belfast Branches

Lisburn Road - 028 90 66 3030
Ballyhackamore - 028 90 65 0000

Other Branches

North Down - 028 90 42 4747
Lisburn - 028 92 66 1700

www.templetonrobinson.com



These particulars do not constitute any part of an offer or contract. None of the statements contained in these particulars are to be relied on as statements or representations of fact and intending purchasers must satisfy themselves by inspection or otherwise to the correctness of each of the statements contained in these particulars. The Vendor does not make or give, neither Templeton Robinson, nor any person in its employment has any authority to make or give, any representation or warranty whatever in relation to this property. All dimensions are taken to nearest 3 inches.