

Energy performance certificate (EPC)

8 MULLAGHGLASS ROAD LISBURN BT28 3TG		Energy rating F
Valid until 27 January 2031	Certificate number 2652-1219-1131-2512-3297	

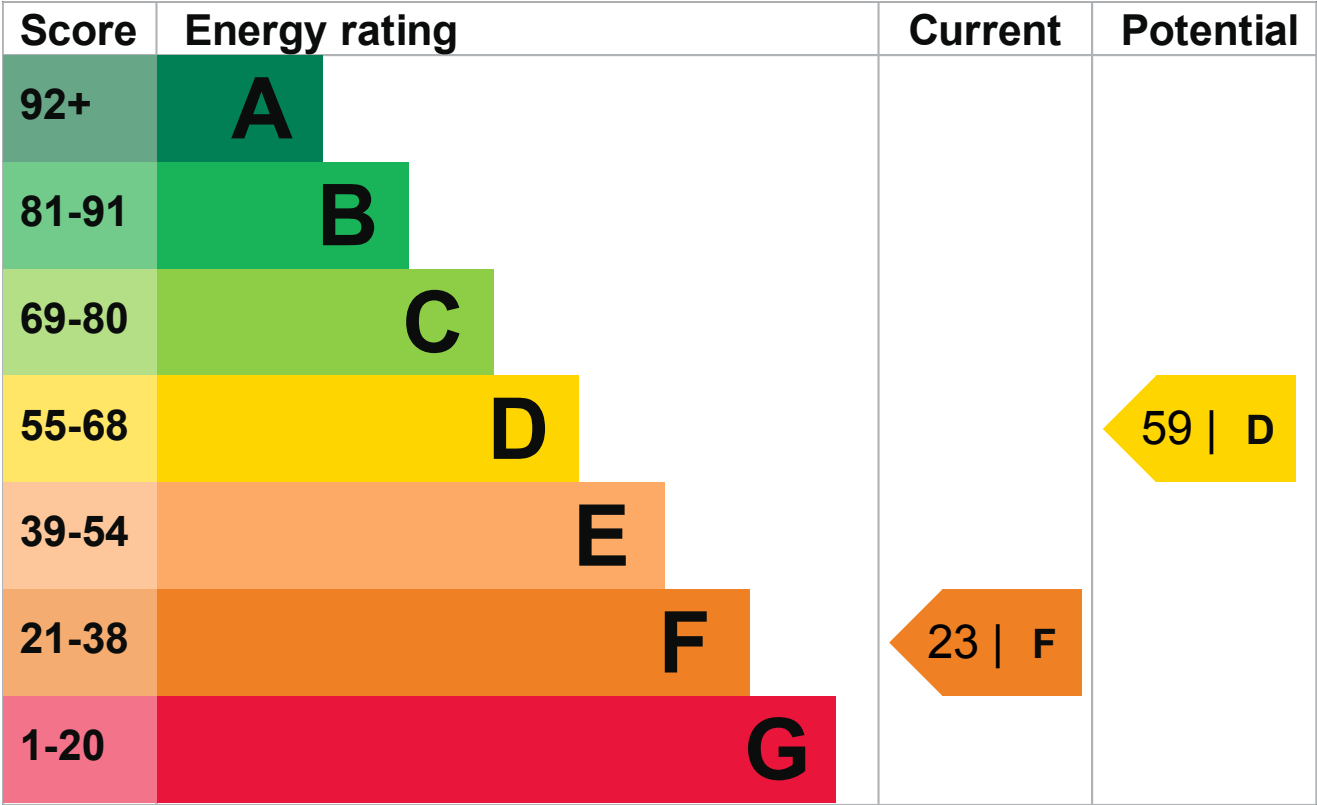
Property type
Detached bungalow

Total floor area
176 square metres

Energy efficiency rating for this property

This property’s current energy rating is F. It has the potential to be D.

[See how to improve this property’s energy performance.](#)



The graph shows this property’s current and potential energy efficiency.

Properties are given a rating from A (most efficient) to G (least efficient).

Properties are also given a score. The higher the number the lower your fuel bills are likely to be.

The average energy rating and score for a property in Northern Ireland are D (60).

Breakdown of property’s energy performance

This section shows the energy performance for features of this property. The assessment does not consider the condition of a feature and how well it is working.

Each feature is assessed as one of the following:

- very good (most efficient)
- good
- average
- poor
- very poor (least efficient)

When the description says 'assumed', it means that the feature could not be inspected and an assumption has been made based on the property’s age and type.

Feature	Description	Rating
Wall	Cavity wall, as built, no insulation (assumed)	Poor
Roof	Pitched, 25 mm loft insulation	Poor
Roof	Roof room(s), ceiling insulated	Very poor

Main heating	Boiler and radiators, oil	Average
Main heating control	Programmer, no room thermostat	Very poor
Hot water	From main system, no cylinder thermostat	Poor
Lighting	No low energy lighting	Very poor
Floor	Solid, no insulation (assumed)	N/A
Secondary heating	Room heaters, dual fuel (mineral and wood)	N/A

Primary energy use

The primary energy use for this property per year is 385 kilowatt hours per square metre (kWh/m²).

► [What is primary energy use?](#)

Environmental impact of this property

One of the biggest contributors to climate change is carbon dioxide (CO₂). The energy used for heating, lighting and power in our homes produces over a quarter of the UK's CO₂ emissions.

An average household produces

6 tonnes of CO₂

This property produces

17.0 tonnes of CO₂

This property's potential production

8.6 tonnes of CO₂

By making the [recommended changes](#), you could reduce this property's CO₂ emissions by 8.4 tonnes per year. This will help to protect the environment.

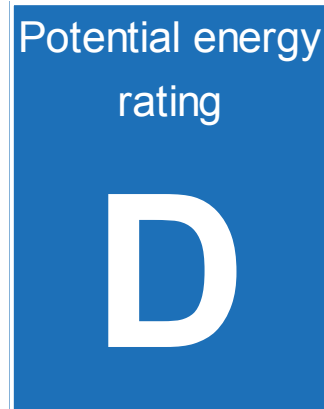
Environmental impact ratings are based on assumptions about average occupancy and energy use. They may not reflect how energy is consumed by the people living at the property.

How to improve this property's energy performance

Making any of the recommended changes will improve this property's energy efficiency.

If you make all of the recommended changes, this will improve the property's energy rating and score from F (23) to D (59).

► [What is an energy rating?](#)



Recommendation 1: Increase loft insulation to 270 mm

Increase loft insulation to 270 mm

Typical installation cost

£100 - £350

Typical yearly saving

£264

Potential rating after carrying out recommendation 1

28 | F

Recommendation 2: Cavity wall insulation

Cavity wall insulation

Typical installation cost

£500 - £1,500

Typical yearly saving

£205

Potential rating after carrying out recommendations 1 and 2

32 | F

Recommendation 3: Hot water cylinder insulation

Increase hot water cylinder insulation

Typical installation cost

£15 - £30

Typical yearly saving

£35

Potential rating after carrying out recommendations 1 to 333 | F

Recommendation 4: Low energy lighting

Low energy lighting

Typical installation cost

£175

Typical yearly saving

£87

Potential rating after carrying out recommendations 1 to 434 | F

Recommendation 5: Heating controls (room thermostat and TRVs)

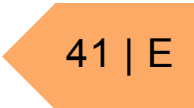
Heating controls (room thermostat and TRVs)

Typical installation cost

£350 - £450

Typical yearly saving

£257

Potential rating after carrying out recommendations 1 to 541 | E

Recommendation 6: Room-in-roof insulation

Room-in-roof insulation

Typical installation cost

£1,500 - £2,700

Typical yearly saving

£315

Potential rating after carrying out recommendations 1 to 6

50 | E

Recommendation 7: Replace boiler with new condensing boiler

Condensing boiler

Typical installation cost

£2,200 - £3,000

Typical yearly saving

£273

Potential rating after carrying out recommendations 1 to 7

59 | D

Recommendation 8: Solar water heating

Solar water heating

Typical installation cost

£4,000 - £6,000

Typical yearly saving

£44

Potential rating after carrying out recommendations 1 to 8

60 | D

Recommendation 9: Solar photovoltaic panels, 2.5 kWp

Solar photovoltaic panels

Typical installation cost

£3,500 - £5,500

Typical yearly saving

£323

Potential rating after carrying out recommendations 1 to 9

66 | D

Recommendation 10: Wind turbine

Wind turbine

Typical installation cost

£15,000 - £25,000

Typical yearly saving

£676

Potential rating after carrying out recommendations 1 to 10

79 | C

Paying for energy improvements

[Find energy grants and ways to save energy in your home. \(https://www.gov.uk/improve-energy-efficiency\)](https://www.gov.uk/improve-energy-efficiency)

Estimated energy use and potential savings

Estimated yearly energy cost for this property

£2876

Potential saving

£1437

The estimated cost shows how much the average household would spend in this property for heating, lighting and hot water. It is not based on how energy is used by the people living at the property.

The estimated saving is based on making all of the recommendations in [how to improve this property's energy performance](#).

Heating use in this property

Heating a property usually makes up the majority of energy costs.

Potential energy savings by installing insulation

The assessor did not find any opportunities to save energy by installing insulation in this property.

Contacting the assessor and accreditation scheme

This EPC was created by a qualified energy assessor.

If you are unhappy about your property's energy assessment or certificate, you can complain to the assessor directly.

If you are still unhappy after contacting the assessor, you should contact the assessor's accreditation scheme.

Accreditation schemes are appointed by the government to ensure that assessors are qualified to carry out EPC assessments.

Assessor contact details

Assessor's name

Alan Cogan

Telephone

07883440774

Email

alan@ulster-epc.com

Accreditation scheme contact details

Accreditation scheme

ECMK

Assessor ID

ECMK300929

Telephone

0333 123 1418

Email

info@ecmk.co.uk

Assessment details

Assessor's declaration

No related party

Date of assessment

28 January 2021

Date of certificate

28 January 2021

Type of assessment

► [RdSAP](#)

Other certificates for this property

If you are aware of previous certificates for this property and they are not listed here, please contact us at mhclg.digital-services@communities.gov.uk, or call our helpdesk on 020 3829 0748.

There are no related certificates for this property.