

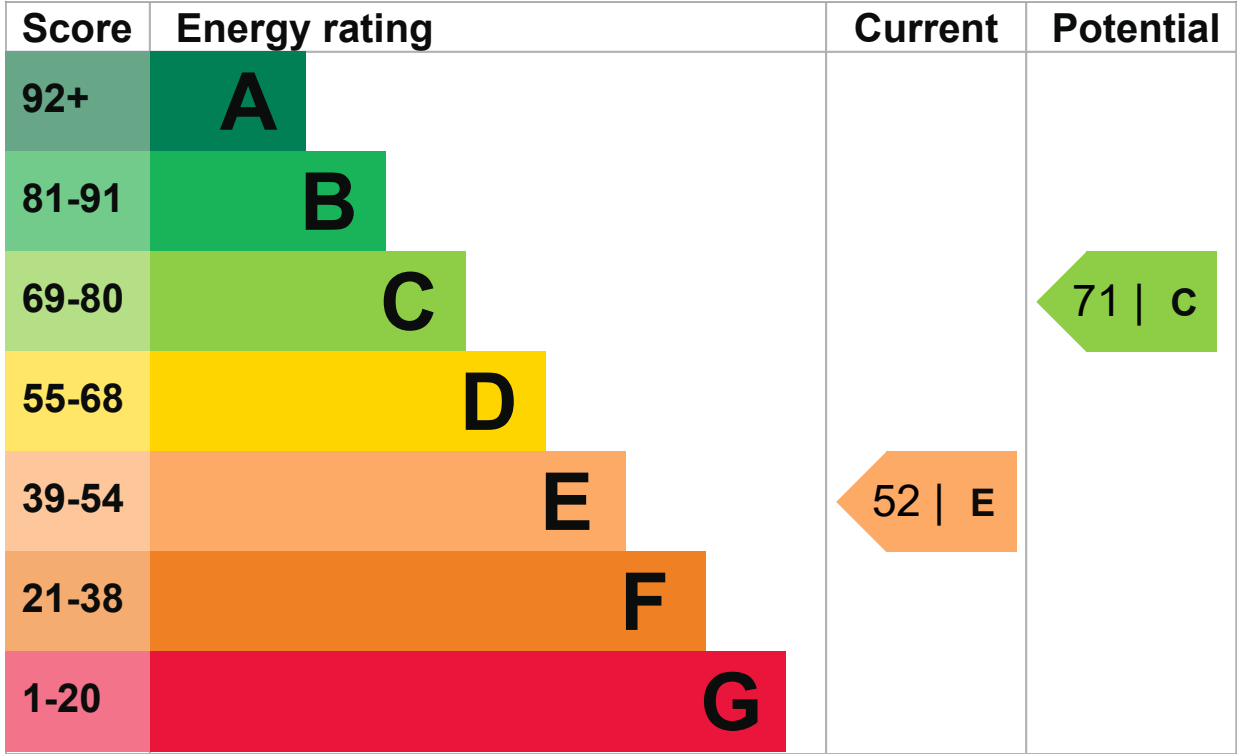
# Energy performance certificate (EPC)

257, Whitepark Road Dunseverick BUSHMILLS BT57 8SP		Energy rating  E
Valid until  25 April 2023	Certificate number  9767-0324-6140-9656-7922	

**Property type**  
Detached bungalow

**Total floor area**  
82 square metres

**Energy efficiency rating for this property**  
  
This property’s current energy rating is E. It has the potential to be C.  
  
[See how to improve this property’s energy performance.](#)



The graph shows this property’s current and potential energy efficiency.

Properties are given a rating from A (most efficient) to G (least efficient).

Properties are also given a score. The higher the number the lower your fuel bills are likely to be.

For properties in Northern Ireland:

- the average energy rating is D
- the average energy score is 60

Breakdown of property’s energy performance

This section shows the energy performance for features of this property. The assessment does not consider the condition of a feature and how well it is working.

Each feature is assessed as one of the following:

- very good (most efficient)
- good
- average
- poor
- very poor (least efficient)

When the description says “assumed”, it means that the feature could not be inspected and an assumption has been made based on the property’s age and type.

Feature	Description	Rating
Wall	Cavity wall, as built, insulated (assumed)	Good
Roof	Pitched, 100 mm loft insulation	Average
Window	Fully double glazed	Average

Feature	Description	Rating
Main heating	Boiler and radiators, oil	Average
Main heating control	Programmer, TRVs and bypass	Average
Hot water	From main system, no cylinder thermostat	Poor
Lighting	Low energy lighting in 12% of fixed outlets	Poor
Floor	Solid, limited insulation (assumed)	N/A
Secondary heating	Room heaters, coal	N/A

## Primary energy use

The primary energy use for this property per year is 301 kilowatt hours per square metre (kWh/m<sup>2</sup>).

► [What is primary energy use?](#)

### Environmental impact of this property

One of the biggest contributors to climate change is carbon dioxide (CO<sub>2</sub>). The energy used for heating, lighting and power in our homes produces over a quarter of the UK's CO<sub>2</sub> emissions.

### An average household produces

6 tonnes of CO<sub>2</sub>

### This property produces

6.2 tonnes of CO<sub>2</sub>

### This property's potential production

3.9 tonnes of CO<sub>2</sub>

By making the [recommended changes](#), you could reduce this property's CO<sub>2</sub> emissions by 2.3 tonnes per year. This will help to protect the environment.

Environmental impact ratings are based on assumptions about average occupancy and energy use. They may not reflect how energy is consumed by the people living at the property.

## How to improve this property's energy performance

Making any of the recommended changes will improve this property's energy efficiency.

If you make all of the recommended changes, this will improve the property's energy rating and score from E (52) to C (71).

► [What is an energy rating?](#)



### Recommendation 1: Increase loft insulation to 270 mm

Increase loft insulation to 270 mm

#### Typical installation cost

£100 - £350

#### Typical yearly saving

£64.71

#### Potential rating after carrying out recommendation 1

55 | D

### Recommendation 2: Floor insulation

Floor insulation

#### Typical installation cost

£800 - £1,200

#### Typical yearly saving

£68.68

#### Potential rating after carrying out recommendations 1 and 2

66 | D

### Recommendation 3: Hot water cylinder insulation

Increase hot water cylinder insulation

#### Typical installation cost

£15 - £30

## Typical yearly saving

£65.22

## Potential rating after carrying out recommendations 1 to 3

57 | D

## Recommendation 4: Low energy lighting

Low energy lighting

### Typical installation cost

£35

### Typical yearly saving

£31.48

## Potential rating after carrying out recommendations 1 to 4

59 | D

## Recommendation 5: Hot water cylinder thermostat

Hot water cylinder thermostat

### Typical installation cost

£200 - £400

### Typical yearly saving

£46.09

## Potential rating after carrying out recommendations 1 to 5

61 | D

## Recommendation 6: Heating controls (room thermostat)

Heating controls (room thermostat)

### Typical installation cost

£350 - £450

### Typical yearly saving

£60.74

---

**Potential rating after carrying out recommendations 1 to 6**63 | D

---

**Recommendation 7: Replace boiler with new condensing boiler**


Condensing boiler

**Typical installation cost**£2,200 - £3,000

---

**Typical yearly saving**£123.78

---

**Potential rating after carrying out recommendations 1 to 7**71 | C

---

**Recommendation 8: Solar water heating**

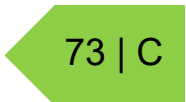
Solar water heating

**Typical installation cost**£4,000 - £6,000

---

**Typical yearly saving**£58.26

---

**Potential rating after carrying out recommendations 1 to 8**73 | C

---

**Recommendation 9: Solar photovoltaic panels, 2.5 kWp**

Solar photovoltaic panels

**Typical installation cost**£9,000 - £14,000


---

**Typical yearly saving**

£212.86

---

## Potential rating after carrying out recommendations 1 to 9

83 | B

---

## Recommendation 10: Wind turbine

Wind turbine

### Typical installation cost

£1,500 - £4,000

---

### Typical yearly saving

£80.66

---

## Potential rating after carrying out recommendations 1 to 10

87 | B

---

## Paying for energy improvements

[Find energy grants and ways to save energy in your home. \(https://www.gov.uk/improve-energy-efficiency\)](https://www.gov.uk/improve-energy-efficiency)

### Estimated energy use and potential savings

### Estimated yearly energy cost for this property

£1202

---

### Potential saving

£459

---

The estimated cost shows how much the average household would spend in this property for heating, lighting and hot water. It is not based on how energy is used by the people living at the property.

The estimated saving is based on making all of the recommendations in [how to improve this property's energy performance](#).

## Heating use in this property

Heating a property usually makes up the majority of energy costs.

### Potential energy savings by installing insulation

The assessor did not find any opportunities to save energy by installing insulation in this property.

## Contacting the assessor and accreditation scheme

This EPC was created by a qualified energy assessor.

If you are unhappy about your property's energy assessment or certificate, you can complain to the assessor directly.

If you are still unhappy after contacting the assessor, you should contact the assessor's accreditation scheme.

Accreditation schemes are appointed by the government to ensure that assessors are qualified to carry out EPC assessments.

## Assessor contact details

### Assessor's name

Declan Heggarty

---

### Telephone

028 20768608

---

### Email

[info@nienergyrating.com](mailto:info@nienergyrating.com)

---

## Accreditation scheme contact details

### Accreditation scheme

Stroma Certification Ltd

---

### Assessor ID

STRO001014

---

### Telephone

0330 124 9660

---

### Email

[certification@stroma.com](mailto:certification@stroma.com)

---

## Assessment details

### Assessor's declaration

No related party

---

### Date of assessment

26 April 2013

---



**Date of certificate**26 April 2013

---

**Type of assessment** [RdSAP](#)

---

**Other certificates for this property**

If you are aware of previous certificates for this property and they are not listed here, please contact us at [mhclg.digital-services@communities.gov.uk](mailto:mhclg.digital-services@communities.gov.uk) or call our helpdesk on 020 3829 0748.

**Certificate number**[9160-0327-6140-9672-7902 \(/energy-certificate/9160-0327-6140-9672-7902\)](#)**Expired on**30 March 2020

---