



finchTM

Aerial **Tour**



Click
To View

To Let

Knockmore Industrial Estate,
Moira Road, Lisburn, BT28 2EJ

Unit G

10,800 to 32,400 Sq Ft
(Subdivision Considered)

Location

The city of Lisburn is located 9 miles west of Belfast and is part of the Belfast Metropolitan Area. The city has excellent road access being adjacent to the M1 motorway which connects Belfast to with the west of the province, and to Dublin and the Republic of Ireland.



Knockmore Link Road



The city also benefits from the main Belfast/Dublin rail line and is 17 miles from Belfast International Airport and 13 miles from George Best Belfast City Airport. The ports of Belfast (23 miles), Larne (33 miles) and Warrenpoint (47 miles) are also easily accessible. Lisburn is the third largest city in Northern Ireland with a population of 120,165 people (2021 census).

Knockmore Industrial Estate is located approximately 1.5 miles from Lisburn City Centre on the corner of the junction of the A3 Moira Road and Knockmore Road. The proposed Knockmore Link Road will provide direct access to the M1 Motorway on completion.

Occupiers in the immediate area include Coca Cola, Tata Steel, Creative Composites, McAvoy Group, Boomer, Ford Motors, ASSA ABLOY and Camlin Group.

Unit G

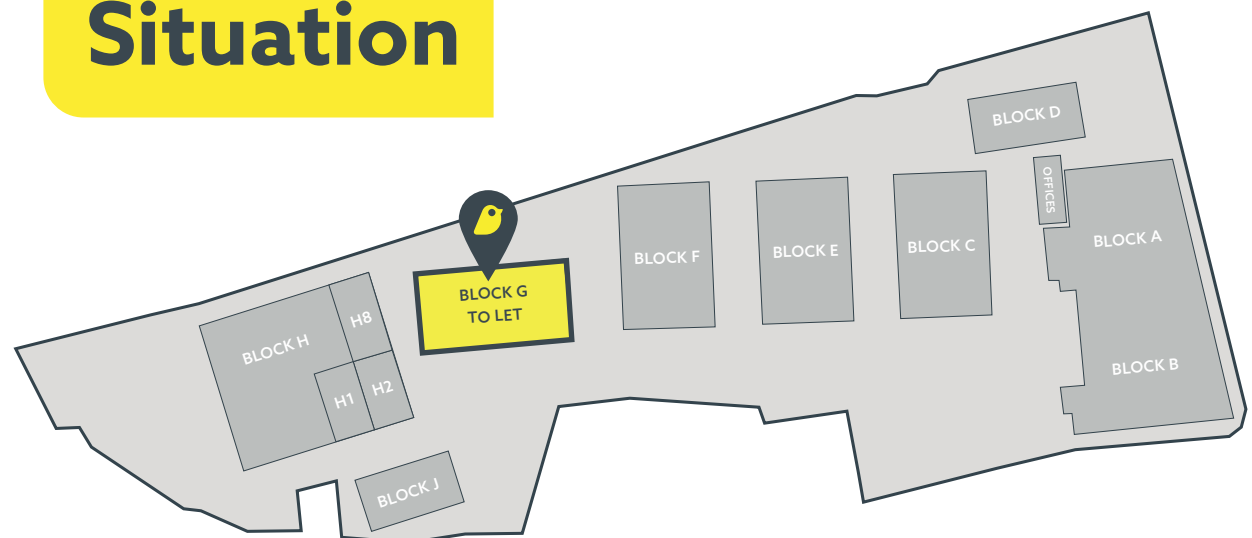
Unit G is a modern warehouse of brick and steel construction with double skin cladding, roller shutter doors and eaves height of 5.5 metres. Potential to subdivide.

Floor	Sq M	Sq Ft
Unit G	3,010	32,400
Total	3,010	32,400

Tenancy Details	Min 5 year term.
Rent	On Application (Exclusive of VAT)
Service Charge	Service Charge is currently estimated at approximately £0.30p per square foot.
Insurance	TBC
Rates	Rates will be payable by the tenant at the prevailing rate. NAV: £67,000.00 Rate in the £ 25/26: 0.56615 Rates Payable 25/26: £37,932.05
VAT	All charges and outgoings will be liable for VAT.

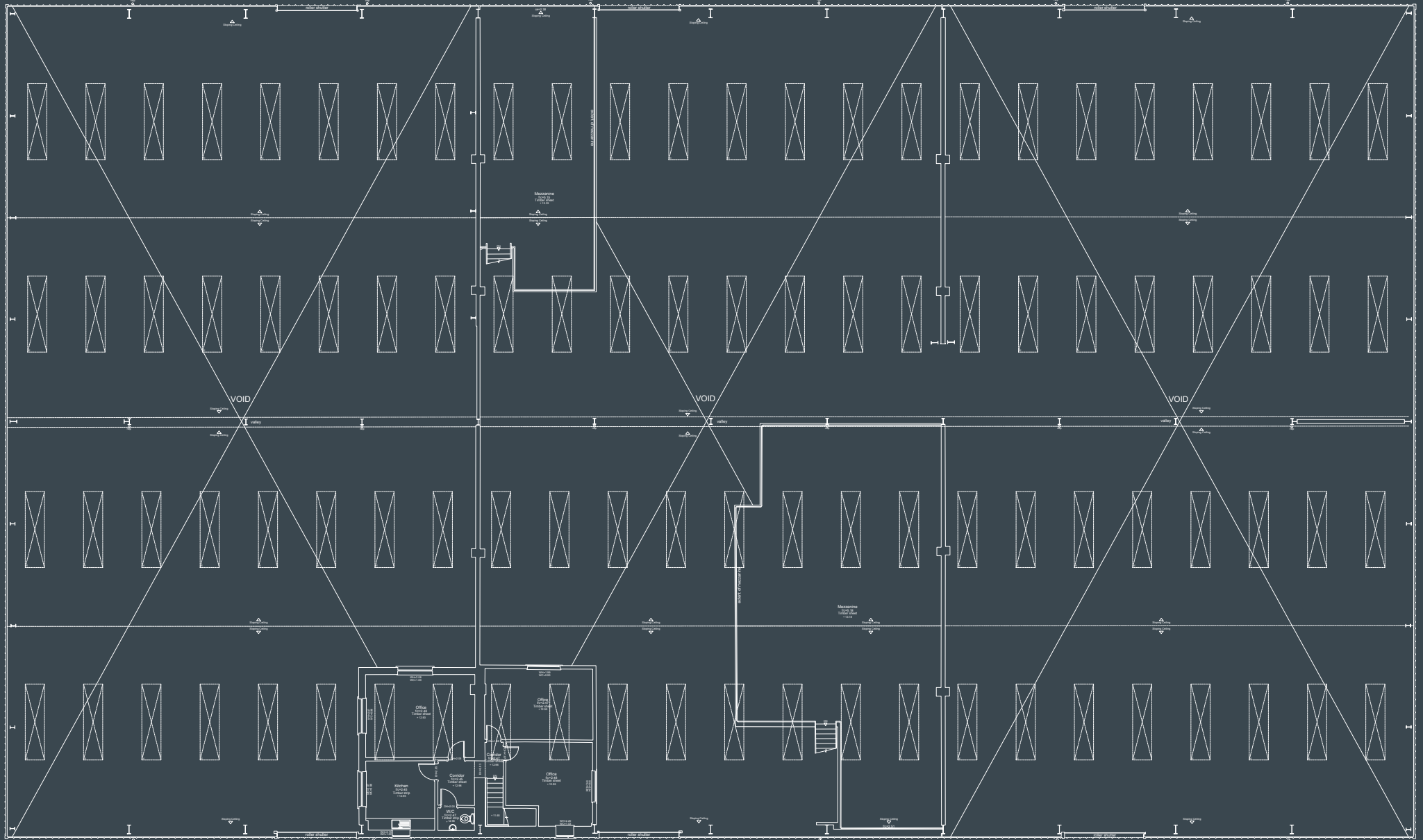


Situation



Floor Plan

Not to scale



Aerial



Contact

Stephen Chambers

+44 (0) 7710 700872

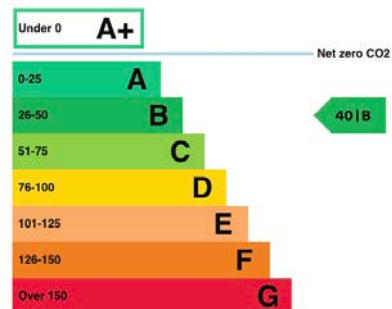
stephen@finchCRE.com

VAT

The premises are elected for VAT and as such VAT will be payable on all outgoings.

EPC - 40 | B

This property's current energy rating is B.



Properties are given a rating from A+ (most efficient) to G (least efficient).

Properties are also given a score. The larger the number, the more carbon dioxide (CO2) your property is likely to emit.

finchTM

The Directors of Finch for themselves and for the vendors or lessors of this property whose agents they are give notice that (i) the particulars are set out as a general outline only for the guidance of intended purchasers or lessors, and do not constitute part of, an offer or contract; (ii) all descriptions, references to condition and necessary permissions for use and occupation, and other details are given without responsibility and any intending purchasers or tenants should not rely on them as statements or representations of fact but must satisfy themselves by inspection or otherwise as to the correctness of each of them; (iii) no person in the employment of the Directors of Finch has any authority to make or give any representation or warranty whatever in relation to the property.