

Energy performance certificate (EPC)

6, Malone Manor
BELFAST
BT9 6SR

Energy rating

D

Valid until 26 August 2023

Certificate number

9509-5736-7829-9320-9873

Property type

end-terrace house

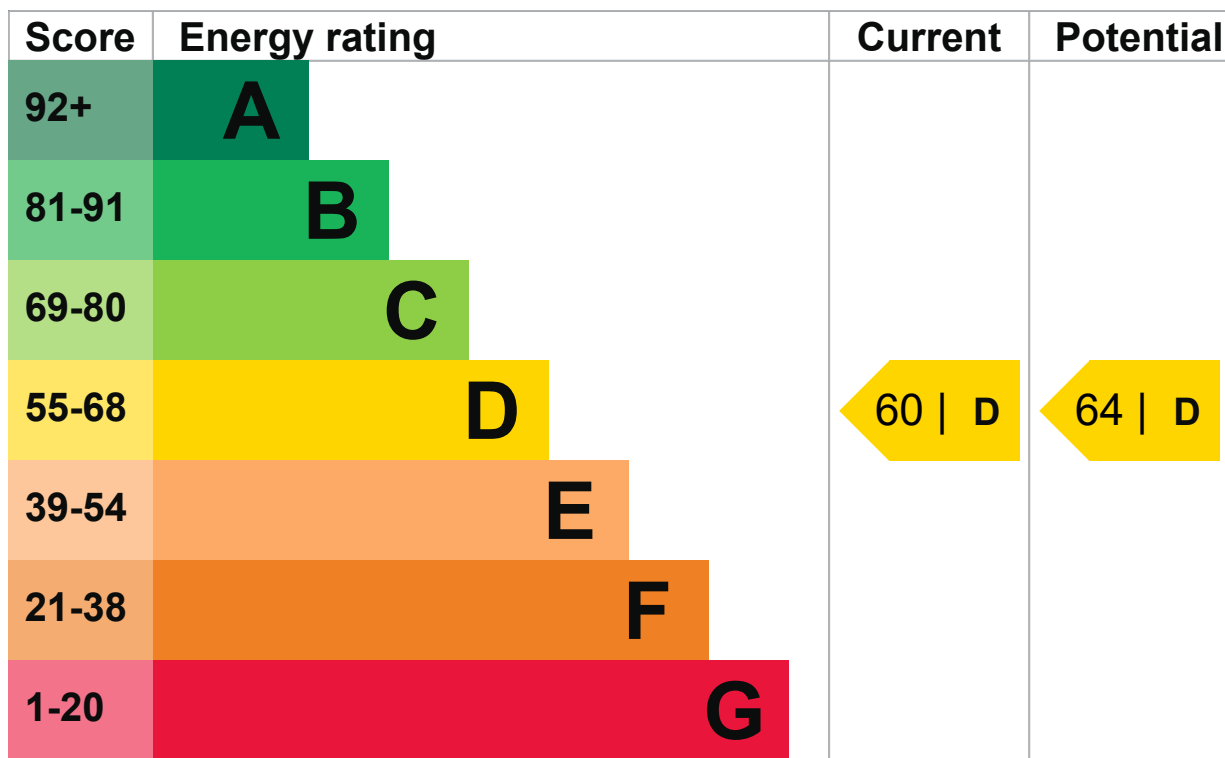
Total floor area

95 square metres

Energy efficiency rating for this property

This property's current energy rating is D. It has the potential to be D.

[See how to improve this property's energy performance.](#)



The graph shows this property's current and potential energy efficiency.

Properties are given a rating from A (most efficient) to G (least efficient).

Properties are also given a score. The higher this number, the lower your carbon dioxide (CO₂) emissions are likely to be.

The average energy rating and score for a property in Northern Ireland are D (60).

Breakdown of property's energy performance

This section shows the energy performance for features of this property. The assessment does not consider the condition of a feature and how well it is working.

Each feature is assessed as one of the following:

- very good (most efficient)
- good
- average
- poor
- very poor (least efficient)

When the description says 'assumed', it means that the feature could not be inspected and an assumption has been made based on the property's age and type.

Feature	Description	Rating
Wall	Cavity wall, as built, insulated (assumed)	Good
Roof	Pitched, 200 mm loft insulation	Good
Window	Fully double glazed	Average
Main heating	Electric storage heaters	Average
Main heating control	Manual charge control	Poor

Feature	Description	Rating
Hot water	Electric immersion, off-peak	Average
Lighting	Low energy lighting in all fixed outlets	Very good
Floor	Solid, no insulation (assumed)	N/A
Secondary heating	Room heaters, electric	N/A

Primary energy use

The primary energy use for this property per year is 420 kilowatt hours per square metre (kWh/m²).

► [What is primary energy use?](#)

Environmental impact of this property

One of the biggest contributors to climate change is carbon dioxide (CO₂). The energy used for heating, lighting and power in our homes produces over a quarter of the UK's CO₂ emissions.

An average household produces

6 tonnes of CO₂

This property produces

7.1 tonnes of CO₂

This property's potential production

6.2 tonnes of CO₂

By making the [recommended changes](#), you could reduce this property's CO₂ emissions by 0.9 tonnes per year. This will help to protect the environment.

Environmental impact ratings are based on assumptions about average occupancy and energy use. They may not reflect how energy is consumed by the people living at the property.

How to improve this property's energy performance

Making any of the recommended changes will improve this property's energy efficiency.

If you make all of the recommended changes, this will improve the property's energy rating and score from D (60) to D (64).

► [What is an energy rating?](#)



Recommendation 1: Floor insulation

Floor insulation

Typical installation cost

£800 - £1,200

Typical yearly saving

£86.70

Potential rating after carrying out recommendation 1

64 | D

Recommendation 2: Hot water cylinder insulation

Increase hot water cylinder insulation

Typical installation cost

£15 - £30

Typical yearly saving

£25.45

Potential rating after carrying out recommendations 1 and 2

61 | D

Recommendation 3: Change heating to gas condensing boiler


Gas condensing boiler

Typical installation cost

£3,000 - £7,000

Typical yearly saving

£188.67

Potential rating after carrying out recommendations 1 to 373 | C

Recommendation 4: Solar water heating

Solar water heating

Typical installation cost£4,000 - £6,000

Typical yearly saving£45.68


Potential rating after carrying out recommendations 1 to 466 | D

Recommendation 5: Solar photovoltaic panels, 2.5 kWp

Solar photovoltaic panels

Typical installation cost£9,000 - £14,000

Typical yearly saving£219.31

Potential rating after carrying out recommendations 1 to 582 | B

Paying for energy improvements[Find energy grants and ways to save energy in your home. \(https://www.gov.uk/improve-energy-efficiency\)](https://www.gov.uk/improve-energy-efficiency)**Estimated energy use and potential savings****Estimated yearly energy cost for this property**£1031

Potential saving

£112

The estimated cost shows how much the average household would spend in this property for heating, lighting and hot water. It is not based on how energy is used by the people living at the property.

The estimated saving is based on making all of the recommendations in [how to improve this property's energy performance](#).

Heating use in this property

Heating a property usually makes up the majority of energy costs.

Potential energy savings by installing insulation

The assessor did not find any opportunities to save energy by installing insulation in this property.

Contacting the assessor and accreditation scheme

This EPC was created by a qualified energy assessor.

If you are unhappy about your property's energy assessment or certificate, you can complain to the assessor directly.

If you are still unhappy after contacting the assessor, you should contact the assessor's accreditation scheme.

Accreditation schemes are appointed by the government to ensure that assessors are qualified to carry out EPC assessments.

Assessor contact details

Assessor's name

Thomas Mccrudden

Telephone

08456 809231

Email

admin@epcportal.com

Accreditation scheme contact details

Accreditation scheme

Stroma Certification Ltd

Assessor ID

STRO005919

Telephone

0330 124 9660

Email

certification@stroma.com

Assessment details**Assessor's declaration**

No related party

Date of assessment

27 August 2013

Date of certificate

27 August 2013

Type of assessment

► [RdSAP](#)

Other certificates for this property

If you are aware of previous certificates for this property and they are not listed here, please contact us at mhclg.digital-services@communities.gov.uk, or call our helpdesk on 020 3829 0748.

There are no related certificates for this property.