




# W·O·B·U·R·N

WHITECHURCH ROAD  
MILLISLE

BEAUTIFUL COASTLINE  
LIVING







# THE ARDS PENINSULA IS STUNNINGLY BEAUTIFUL

Situated on the North-Eastern coast of the Ards Peninsula, in stunning County Down, the charming village of Millisle provides the perfect place for those seeking the balance between tranquillity and serenity, and the excitement and adventure of numerous nearby activities.

Whether it's strolling along the award-winning sandy shores of Millisle Beach, delving into the past at Ballycopeland Windmill to explore its rich history, or spending a relaxing afternoon at one of Eden Pottery's exceptional workshops, this superb location guarantees that there is no shortage of things to see and do.

*Aerial view looking south along the Ballywalter Road*



*Donaghadee Harbour*



*Ballycopeland Windmill*





*Ballywalter Beach*



*Ballycopeland Windmill*



*Millisle Beach*



*Groomsport Village Harbour*



*Ballywalter Harbour*



*Groomsport Village Harbour*

## SOMETHING FOR EVERYONE

Why not visit the most easterly point in the island of Ireland at Burr Point, or take an interesting tour at Echlinville Manor House and Distillery, home to Northern Ireland's renowned Jawbox Gin and Dunville Whiskey? Whatever it may be, this area has something for everyone.

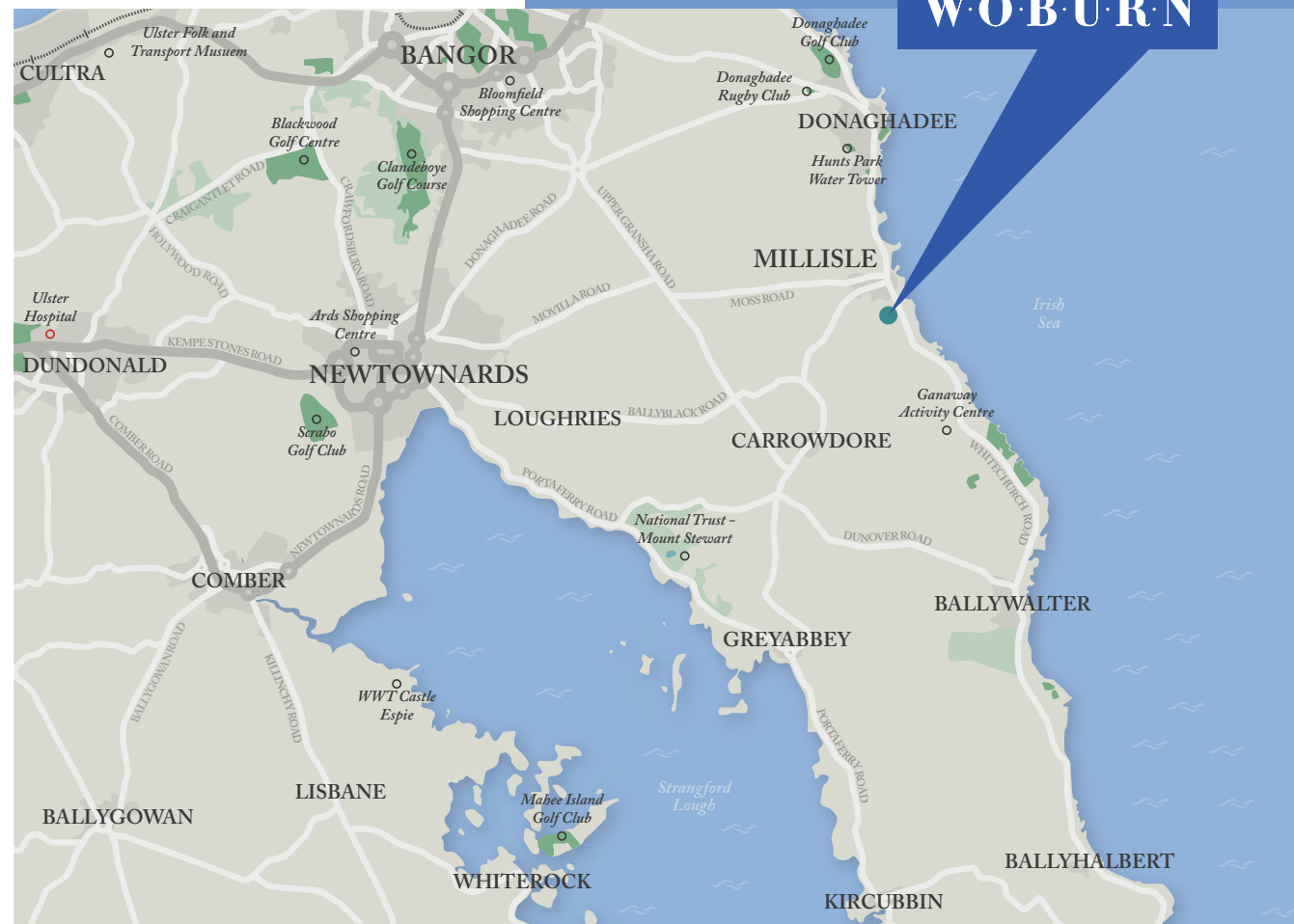
What's more, with the thriving town of Newtownards located just a short drive away, the possibilities of fantastic leisure activities are endless. With the newly opened Ards and Blair Mayne Wellbeing and Leisure Complex boasting an impressive swimming pool, gym and spa, and the outstanding Londonderry Park providing modern pitches and exceptional amenities to accommodate a range of sporting needs, residents of Woburn don't have far to travel to experience some of the country's best leisure facilities.

It goes without saying that these unique properties would perfectly suit couples or families seeking a home in an area steeped in history and culture.



*Donaghadee Lifeboat*





W·O·B·U·R·N




LEADING  
THE WAY FOR  
OVER 20 YEARS



With over 20 years experience of building tailor-made homes in the North Down area, Northland Developments offer a reputable service catering to all needs, from first-time buyers to large families. Committed to the community, all on-going developments, including Lily Wood Lane, Claremont at Riverhill and The Green at Bridgelea, are located within the Newtownards area.

From one-to-one turnkey consultations and meetings with site managers, to an assigned person to answer any queries and an "open-door policy" at the Conlig Sales Office, customers can enjoy a stress free process from start to finish.

What's more, with unrivalled turnkey options and an outstanding back up service, it's not difficult to see why plenty of customers have chosen to buy their second home with Northland.




In compliance with Consumer Protection from Unfair Trading and Business Protection from Misleading Marketing Regulations, please note that any visual or pictorial representations as featured in this brochure such as 3D computer generated images are purely intended as a guide for illustrative, concept purposes only and often may be subject to change. Any floor plans and site layouts used are not to scale and all dimensions are approximate and subject to change. Also note the brochure does not feature exact location or presence of specific or detailed items such as street lighting, sub stations or full finishes etc. All specific details to your chosen plot or immediate boundaries etc. should be checked with the agent, developer, or your legal advisor prior to purchase.

Copyright notice: All rights reserved. The contents of this brochure may not be reproduced, copied, redistributed, or otherwise made available in whole or part without the prior written consent from the developer.

## TRAVELLING DISTANCES

Millisle	0.9 miles
Donaghadee	3.6 miles
Ballywalter	4.3 miles
Greyabbey	5.8 miles
Groomsport	7.6 miles
Ballyhalbert	7.8 miles
Newtownards	8.3 miles
Bangor	9.4 miles
Portaferry	18.7 miles
Belfast	21.0 miles
George Best	
Belfast City Airport	18.0 miles
Belfast International Airport	38.2 miles



Choose Your  
Perfect Home



DEVELOPER

**NORTHLAND  
DEVELOPMENTS**



1 Stonebridge Avenue, Green Road,  
Conlig, Newtownards BT23 7QL

**Telephone 028 9147 9277**

[www.northland-developments.co.uk](http://www.northland-developments.co.uk)

SELLING AGENT



17 High Street, Newtownards BT23 4XS

**Telephone 028 9180 0700**

[www.simonbrien.com](http://www.simonbrien.com)



@NorthlandDevelopments